



ZXM6 | 72 Cells

12-busbar Mono PV module 325-360 Watt



Features:

Good Low-light performance

Excellent performance under low-light environments.

High efficiency

Dense busbars shorten the current conduction distances between bars and lower serial resistance; increases 7-8W power output.

Minimize Crack Effect

Collected more current, almost no power generation efficiency lose by internal cells cracked.

Improve reliability

Improve product reliability; minimize the probability of pressure and battery fragmentation caused by thermal stress.

Longer lifetime

Minimize the heat resistance due to internal cracks, bringing longer life span and less attenuation.



High module efficiency up to 18.55%



25-year-linear warranty on outputs



Good weather resistance, Better anti-EL ability



Higher capacity in all life cycle, Lower power attenuation, Longer lifespan, less maintenance costs



Lower carbon emissions, more environmental-friendly way of recycling



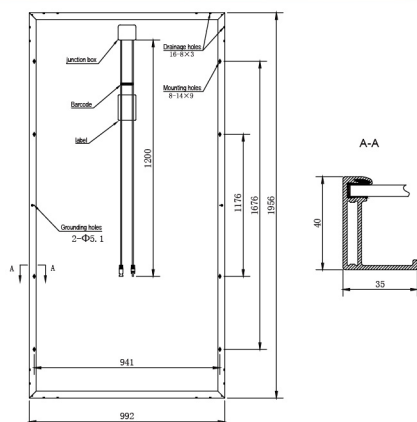
ISO 9001
ISO 14001
OHSAS 18001



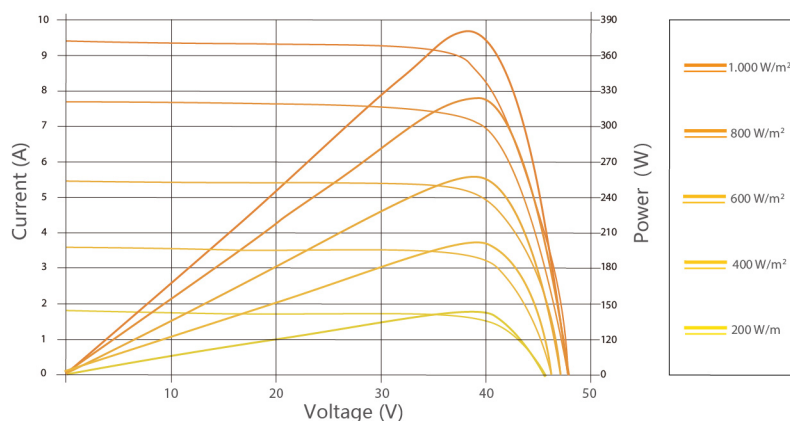
ZXM6 T72 /325-360



Dimension of the PV module



I-V Curves of the PV module



Electrical data

Model	ZXM6-T72-325	ZXM6-T72-330	ZXM6-T72-335	ZXM6-T72-340	ZXM6-T72-345	ZXM6-T72-350	ZXM6-T72-355	ZXM6-T72-360
Nominal Power Watt $P_{max}(W_p)$	325	330	335	340	345	350	355	360
Power Output Tolerance $P_{max}(\%)$	0~+3	0~+3	0~+3	0~+3	0~+3	0~+3	0~+3	0~+3
Maximum Power Voltage $V_{mp}(V)$	37.36	37.59	37.85	38.07	38.42	38.72	38.97	39.22
Maximum Power Current $I_{mp}(A)$	8.70	8.78	8.85	8.93	8.98	9.04	9.11	9.18
Open Circuit Voltage $V_{oc}(V)$	46.14	46.41	46.50	46.60	46.88	47.12	47.34	47.56
Short Circuit Current $I_{sc}(A)$	9.26	9.34	9.42	9.50	9.56	9.64	9.70	9.77
Module Efficiency $\eta_m(\%)$	16.75	17.01	17.26	17.52	17.78	18.04	18.30	18.55

Mechanical data

Solar cells	Mono 156×156 / 156.75×156.75 mm
Cells orientation	72 (6×12)
Module dimension	1956×992×40 mm
Weight	22.5 kg
Glass	High transparency, low iron, tempered glass 3.2 mm (AR-coating)
Junction box	IP 68, 3 diodes
Cables	4 mm ² , 1200 mm
Connectors	MC4-compatible

Temperature ratings

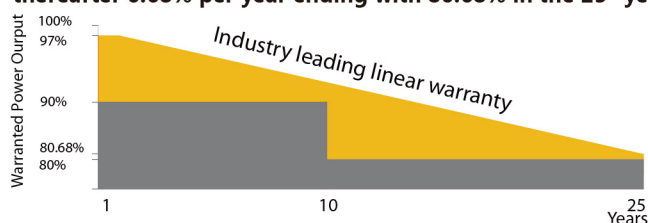
Nominal Operating Cell Temperature	45°C ±2°C
Temperature coefficient of P_{max}	-0.41%/K
Temperature coefficient of V_{oc}	-0.29%/K
Temperature coefficient of I_{sc}	0.04%/K

Working conditions

Maximum system voltage	1000/1500 V DC
Operating temperature	-40°C ~ +85°C
Maximum series fuse	15 A
Maximum load (snow/wind)	5400 Pa / 2400 Pa

Warranty information

10 years workmanship warranty
 25 years output warranty(monocrystalline):3.0% in the 1st year, thereafter 0.68% per year ending with 80.68% in the 25th year



Packaging information

Modules per box	27 pcs.(40 mm)
Modules per 40' HQ container	648 pcs.(40 mm)

Measurement Tolerance STC: ±3% (P_{max}), ±10% (V_{mp} , I_{mp} , V_{oc} , I_{sc}). Values at Standard Test Conditions STC(Air Mass AM1.5, Irradiance 1000W/m², Cell Temperature 25°C) | Remark: please read safety and installation instructions before using the product | Subject to change without prior notice © ZNSHINE SOLAR 2017 | Version: ZXM6-T72-1805.E